



# OVLC GROWN NATIVE PLANTS



# Bigpod Ceanothus

(*Ceanothus megacarpus*)

*Ceanothus megacarpus* is endemic Southern California. Its striking white to lavender flowers typically begin to bloom during in winter, which can add beauty your garden when other natives are still dormant. Beyond its visual appeal, this species is a vital host plant for butterflies and other pollinators, making it an essential component of the local ecosystem. Supporting numerous butterfly species, it provides both ecological significance and garden charm. Once established, no watering is needed.

WILDLIFE SUPPORTED



Plant Type	Sun	Moisture	Soil Drainage	Size	Growth Rate	Dormancy	Flower Color	Flowering Season
Shrub	Full Sun	Very Low	Medium	5-15 ft Tall 5-15 ft Wide	Moderate	Evergreen	White Lavender	Winter Spring




# Bigberry Manzanita

*(Arctostaphylos glauca)*

Big berry manzanita is a beautiful woody shrub with shimmering leaves and twisting auburn branches. The personality of this plant is a staple of California ecology, as it provides invaluable habitat and food for all organisms. These plants were propagated from local individuals within the floodplain of the Ventura River.

Give these a home to support their dwindling population.



	Plant Type	Sun	Moisture	Soil Drainage	Size	Growth Rate	Dormancy	Flower Color	Flowering Season
	Shrub	Full Sun	Drought Tolerant	Fast Medium	3-20 ft Tall 6-20 ft Wide	Moderate Slow	Evergreen	White Pink	Winter Spring



# Big Saltbush

*Atriplex lentiformis*

*Atriplex lentiformis* is a resilient evergreen shrub, reaching 8 feet in height, ideal as a border plant or used as a windbreak in residential native gardens. It is also very useful on larger acreage and restoration projects. This adaptable plant thrives in various soil types, especially saline and alkaline soils and supports local wildlife, making it an excellent choice for bird and butterfly gardens. Quail and other birds depend on its seeds for food and its foliage for shelter. Rabbits also find it appealing. Rewild your yard with this stunning California native.

WILDLIFE SUPPORTED



Plant Type	Sun	Moisture	Soil Drainage	Size	Growth Rate	Dormancy	Flower Color	Flowering Season
Shrub	Full Sun	Drought Tolerant	Medium	3-10 ft Tall 10 ft Wide	Fast Moderate	Evergreen	Yellow Brown	Summer



# Blazing Stars

*(Mentzelia laevicaulis)*

Blazing star is a desirable species for rock gardens and dry areas. They are a source of nectar and pollen for native bees, butterflies, and moths. One unique feature of this species is the flowers open at dusk and remain open overnight and into early morning before closing by the afternoon.

If you're looking to add something with a vibrant flair to your yard and some night time fun, then blazing star is the right choice for you!

WILDLIFE SUPPORTED



Plant Type	Sun	Moisture	Soil Drainage	Size	Growth Rate	Dormancy	Flower Color	Flowering Season
Perennial Herb	Full Sun	Drought Tolerant	Fast	3-6 ft Tall 2-4 ft Wide	Fast	Fall Winter	Yellow	Summer Fall



# Blue-eyed Grass

*(Sisyrinchium bellum)*

*Sisyrinchium bellum*, the California blue-eyed grass, is an excellent choice for your native plant garden due to its adaptability to a wide range of soil types and its ability to thrive in both full sun and partial shade. This native gem not only offers a striking display of delicate, sky-blue flowers but also serves as a reliable nectar source for local pollinators, making it a valuable addition to your garden's ecosystem. Its compact size and minimal maintenance requirements make it a practical and visually appealing choice for a sustainable and wildlife-friendly landscape.

WILDLIFE SUPPORTED



Plant Type	Sun	Moisture	Soil Drainage	Size	Growth Rate	Dormancy	Flower Color	Flowering Season
Perennial Herb	Full Sun	Drought Tolerant	Fast Medium Slow	1-2 ft Tall 1-3 ft Wide	Slow	Summer Semi-deciduous	Indigo Blue	Spring



# Black Sage

(*Salvia mellifera*)

Black sage is a medium-sized shrub that thrives in gardens with full sun to partial shade. Although it's adapted to be drought-deciduous, with a little year-round watering, it can maintain its verdant appearance throughout the year. This makes it an excellent choice for beginners, as it requires minimal care and can survive over or underwatering. Additionally, black sage can be pruned to maintain a more compact shape and prevent legginess.

WILDLIFE SUPPORTED



Plant Type	Sun	Moisture	Soil Drainage	Size	Growth Rate	Dormancy	Flower Color	Flowering Season
Shrub	Drought Tolerant to Occasional Water	Low	Fast Medium	3-6 ft Tall 3-10 ft Wide	Moderate	Summer Semi-deciduous	Blue Lavender White	Winter Spring Summer



# Black Walnut

*(Juglans californica)*

The California black walnut is a locally threatened tree that can provide height and shade to your garden. It's naturally found on hillsides, valleys, and canyons near stream beds and washes. Historically, they were scattered all around the Ojai Valley. This tree is an essential food source for wildlife and plays an important role in the ecosystem.

WILDLIFE SUPPORTED



Plant Type	Sun	Moisture	Soil Drainage	Size	Growth Rate	Dormancy	Flower Color	Flowering Season
Tree	Full Sun Part Shade	Drought Tolerant to Occasional Water	Fast Medium Slow	50-75 ft Tall 50-75 ft Wide	Moderate	Winter Deciduous	Yellow	Spring




# Blue Rye

*(Elymus glaucus)*

Blue rye is a charming native bunch grass that's ideal for adding texture to multiple layers of your garden when planted between shrubs and other plantings. The erect tufts of grass blades have a blue hue and are accompanied by a fibrous root system that retains water and helps prevent weed growth.



	Plant Type	Sun	Moisture	Soil Drainage	Size	Growth Rate	Dormancy	Flower Color	Flowering Season
Grasses	Full Sun Part Shade	Drought Tolerant	Medium	1-5 ft Tall 1 ft Wide	Fast	Summer Semi-deciduous	Yellow	Summer	




# Bush Sunflower

*(Encelia californica)*

The bush sunflower is a classic coastal sage scrub shrub that produces vibrant sunflowers in early spring. One shrub can have dozens of rich flowers and is deciduous in the summer. This is an excellent choice for beginners as it's easy to care for. For year-round verdancy, consider pairing it with a sage or other plant that remains green in the summer.

WILDLIFE SUPPORTED



Plant Type	Sun	Moisture	Soil Drainage	Size	Growth Rate	Dormancy	Flower Color	Flowering Season
Shrub	Part Sun Full Sun	Drought Tolerant	Fast Medium Slow	2-5 ft Tall 3-7 ft Wide	Fast	Summer Semi-deciduous	Yellow	Winter Spring



# California Brickellbush

*(Brickellia californica)*

The California brickellbush is a fragrant shrub that can thrive in the hot summers of Ojai. Although it's not particularly showy, this plant adds texture and personality to your garden and attracts pollinators. It's also well-suited to high, exposed, hot areas.

WILDLIFE SUPPORTED



Plant Type	Sun	Moisture	Soil Drainage	Size	Growth Rate	Dormancy	Flower Color	Flowering Season
Perennial Herb	Part Shade Full Sun	Very Low	Fast Medium Slow	1.6-7 ft Tall 2-7 ft Wide	Moderate	Evergreen	Cream White Yellow	Summer Fall



# California Buttercup

*(Ranunculus californicus)*

The California buttercup is a perennial herb with charming yellow flowers. It can serve as a low ground cover. The California buttercup goes dormant in summer, but it is easy to propagate. It prefers high levels of moisture.

WILDLIFE SUPPORTED



Plant Type	Sun	Moisture	Soil Drainage	Size	Growth Rate	Dormancy	Flower Color	Flowering Season
Perennial Herb	Full Sun Part Shade	Drought Tolerant	Fast	0.5 - 2 ft Tall 6 in Wide	Fast	Summer Deciduous	Yellow	Winter Spring



# California Buckwheat

*(Eriogonum fasciculatum)*

California buckwheat is a classic plant in the Ojai Valley. This resilient shrub produces showy white flowers that turn rusty auburn in the fall. Buckwheat grows well in full sun and is an excellent choice if you want late summer blooms to attract pollinators. Additionally, it can be trimmed back in late fall or early winter to maintain a compact form.

WILDLIFE SUPPORTED



Plant Type	Sun	Moisture	Soil Drainage	Size	Growth Rate	Dormancy	Flower Color	Flowering Season
Perennial Herb	Full Sun	Drought Tolerant	Fast Medium	1-7 ft Tall 3 ft Wide	Fast Slow	Evergreen	White Cream Red rust	Spring Summer Fall



# California Fuchsia

*(Epilobium canum)*

The California fuchsia is an easy-to-grow, sprawling perennial that produces showy blooms in late summer. Its deep red flowers are particularly attractive to hummingbirds, while its speared gray leaves add layers of color to your garden.

WILDLIFE SUPPORTED



Plant Type	Sun	Moisture	Soil Drainage	Size	Growth Rate	Dormancy	Flower Color	Flowering Season
Perennial Herb	Full Sun	Drought Tolerant to Occasional Water	Fast Medium Slow	0.5-2 ft Tall 2-3 ft Wide	Fast Spreading	Winter Semi-deciduous	Red	Summer Fall



# California Grape

*(Vitis Californica)*

California grape is perfect for fences and covering structures. It's great to use as a windbreak, but if it has nowhere to climb, it also provides fantastic ground cover. The flowers of this vine-like native are loved by bees, and it's one of the best plants for butterflies in the fall.

WILDLIFE SUPPORTED



Plant Type	Sun	Moisture	Soil Drainage	Size	Growth Rate	Dormancy	Flower Color	Flowering Season
Shrub Vine	Part Shade Full Sun	Occasional Water	Fast Medium	10-40 ft Tall 1 ft Wide	Fast	Winter Deciduous	Cream Green Yellow	Spring



# California Sagebrush

*(Artemisia californica)*

California sagebrush is a favorite among California native shrubs due to its ability to thrive in a variety of gardens. It does well in both full sun and partial shade. Its fragrance is a quintessential California scent, while its wispy blue leaves, which are adapted to drought conditions, look beautiful even in the height of summer.

WILDLIFE SUPPORTED



Plant Type	Sun	Moisture	Soil Drainage	Size	Growth Rate	Dormancy	Flower Color	Flowering Season
Shrub	Full Sun	Drought Tolerant	Fast Medium Slow	1-8 ft Tall 4 ft Wide	Fast	Summer Deciduous	Cream	Fall



# California Wildrose

*(Rosa californica)*

The California wildrose is a spreading, thicket-forming shrub that is deciduous in the winter. It produces delicate pink flowers and delicious red rose hips, making it a great addition to wild, moist areas in your garden. Note that this plant will spread via rhizomes if not contained.

WILDLIFE SUPPORTED



Plant Type	Sun	Moisture	Soil Drainage	Size	Growth Rate	Dormancy	Flower Color	Flowering Season
Shrub	Part Shade Full Shade Full Sun	Drought Tolerant	Medium Slow	8-10 ft Tall 10 ft Wide	Fast Moderate Spreading	Winter Deciduous	Red Pink White	Spring



# Cardinal Larkspur

*(Delphinium cardinale)*

The cardinal larkspur is a grand and showy perennial wildflower that is endemic to Southern California chaparral. This plant can grow up to 6 feet tall and produces stunning red flowers. It will thrive in hot, exposed areas with no summer water.



Plant Type	Sun	Moisture	Soil Drainage	Size	Growth Rate	Dormancy	Flower Color	Flowering Season
Perennial Herb	Part Shade Full Sun	Drought Tolerant	Fast Medium	3-6.6 ft Tall 1-2 ft Wide	Fast	Summer Deciduous	Red Yellow	Spring Summer



# Chaparral Currant

*(Ribes malvaceum)*

*The Chaparral currant is a perennial shrub. It has bright pink flowers and purple edible berries. The Chaparral currant supports native birds and pollinators. It tolerates low moisture and part to full sun.*

WILDLIFE SUPPORTED



Plant Type	Sun	Moisture	Soil Drainage	Size	Growth Rate	Dormancy	Flower Color	Flowering Season
Shrub	Full Sun Part Shade	Very Low	Fast	5-8 ft Tall 5 ft Wide	Fast	Summer Deciduous, Winter Deciduous	Pink Purple	Winter Spring



# Chaparral Honeysuckle

*(Lonicera subspicata)*

The chaparral honeysuckle is a large, mounding, and spreading shrub that grows well in any area of your garden. Its sweet nectar attracts many pollinators with its beautiful yellow flowers. With proper training, this shrub can also be encouraged to climb fences or trees and can be transformed into a beautiful vine.

WILDLIFE SUPPORTED



Plant Type	Sun	Moisture	Soil Drainage	Size	Growth Rate	Dormancy	Flower Color	Flowering Season
Shrub	Part Shade Full Sun	Drought Tolerant to Occasional Water	Fast Medium	8 ft Tall 20 ft Wide	Fast	Evergreen	Yellow Cream	Spring Summer




# Chaparral Mallow

*(Malacothamnus nuttallii)*

The chaparral mallow is a tall and spreading shrub that thrives in wild, exposed areas of your garden. Its soft, hand-shaped leaves have a classic green hue that evokes the Ojai foothills. The shrub produces lovely pink flowers and can be trained to any size or shape with proper maintenance.

However, it should be noted that this plant can spread if not contained, but new sprouts can be easily removed.



	Plant Type	Sun	Moisture	Soil Drainage	Size	Growth Rate	Dormancy	Flower Color	Flowering Season
	Shrub	Part Sun Full Sun	Drought Tolerant to Occasional Water	Fast Medium Slow	3-15 ft Tall 10 ft Wide	Fast Spreading	Evergreen	Pink	Summer




# Coast Live Oak

*(Quercus agrifolia)*

These coast live oak seedlings are from locally sourced acorns, which makes them particularly special. When you plant this oak tree, it becomes a staple in our ecosystem, supporting 600+ species in our local community. If you are looking for a large tree to plant so future generations can enjoy shade and a healthy ecosystem, we recommend planting this seedling in a clear and open space. Water deeply once a month during dry months for three years to establish.



	Plant Type	Sun	Moisture	Soil Drainage	Size	Growth Rate	Dormancy	Flower Color	Flowering Season
	Tree	Part Sun Full Sun	Low	Medium	25-82 ft Tall 15-35 ft Wide	Moderate Slow	Evergreen	Yellow Cream Green	Winter Spring




# Coffeeberry

*(Frangula californica)*

Coffeeberry is an evergreen shrub that can grow tall with dark red branches and oval-shaped green leaves. It is commonly found all over California and is a great choice for providing height and shade to a part-shade garden.

Coffeeberry also produces small, purple-black berries in the fall that are a great food source for birds and other wildlife.



	Plant Type	Sun	Moisture	Soil Drainage	Size	Growth Rate	Dormancy	Flower Color	Flowering Season
	Shrub	Part Shade Full Sun	Drought Tolerant to Occasional Water	Fast Medium	6-15 ft Tall 5-15 ft Wide	Moderate	Evergreen	Cream Green White	Spring Summer



# Common Yarrow

*(Achillea millefolium)*

Common yarrow is a perennial spreading wildflower perfect for any pot or garden. It can thrive in full to part sun, and adds a showy white flower. It will thrive bordering any other plantings, and will spread for a lovely ground cover.

WILDLIFE SUPPORTED



Plant Type	Sun	Moisture	Soil Drainage	Size	Growth Rate	Dormancy	Flower Color	Flowering Season
Perennial Herb	Part Shade Full Shade Full Sun	Drought Tolerant	Fast Medium Slow	1-3 ft Tall 0.5-1.5 ft Wide	Fast Moderate	Summer Semi-deciduous	White Yellow	Spring Summer



# Coyote Brush

*Baccharis pilularis*

Coyote brush is an evergreen shrub that adds a nice green, round shape to any garden. It is a highly adaptable plant that can thrive in any environment, making it a great choice for any gardener. Coyote brush also provides important habitat and food for a variety of wildlife, including birds and small mammals.

WILDLIFE SUPPORTED



Plant Type	Sun	Moisture	Soil Drainage	Size	Growth Rate	Dormancy	Flower Color	Flowering Season
Shrub	Part Shade Full Sun	Drought Tolerant	Fast Medium Slow	1.5-10 ft Tall 12 ft wide	Fast Moderate	Evergreen	Cream Yellow White	Spring Winter Summer Fall



# Creeping Rye

*(Elymus triticoides)*

Creeping wild rye is a tall spreading grass that can grow in any garden. It will “creep” through your garden, so place it in an area where you want abundant native grass. It is winter deciduous and can be cut back every fall to come back vivid and green in the spring.

WILDLIFE SUPPORTED



Plant Type	Sun	Moisture	Soil Drainage	Size	Growth Rate	Dormancy	Flower Color	Flowering Season
Grasses	Part Shade	Moderate	Medium Slow	2-5 ft Tall	Fast	Winter Deciduous	Green	Spring Summer



# Elderberry

*(Sambucus mexicana)*

Elderberry is a beloved tree that can add height and personality to your landscape. It is cherished by both wildlife and humans for its beautiful cream flowers and lovely purple berries. This plant can tolerate more water than most natives, making it easier to establish in your garden. Note that it is winter deciduous.

WILDLIFE SUPPORTED



Plant Type	Sun	Moisture	Soil Drainage	Size	Growth Rate	Dormancy	Flower Color	Flowering Season
Shrub Tree	Part Shade Full Sun	Low	Fast Medium	13-30 ft Tall 10-20 ft Wide	Fast	Winter Deciduous Summer	Cream White Purple Black	Spring




# Fuchsia Flowered Gooseberry

*(Ribes speciosum)*

Fuchsia flowered gooseberry is a glossy green shrub with vivid magenta flowers and funky red berries. It's ideal for partial shade portions of your garden and should be paired with an evergreen partner as it goes summer deciduous.



	Plant Type	Sun	Moisture	Soil Drainage	Size	Growth Rate	Dormancy	Flower Color	Flowering Season
	Shrub	Part Shade Full Sun	Low	Medium Slow	6-10 ft Tall 3-8 ft Wide	Fast	Summer Deciduous	Red Pink	Winter Spring



# Giant Rye

*(Elymus condensatus)*

Giant rye is a large bunch grass that adds texture and height to your garden with its dense, thick blades. This grass thrives in any landscape and should be cut back in the fall to support new growth.

WILDLIFE SUPPORTED



Plant Type	Sun	Moisture	Soil Drainage	Size	Growth Rate	Dormancy	Flower Color	Flowering Season
Grasses	Full Sun	Moderate	Fast Slow Medium	3-6 ft Tall 2-8 ft Wide	Moderate	Evergreen	Brown	Spring Summer



# Golden Yarrow

*(Eriophyllum confertiflorum)*

Yellow yarrow (*Eriophyllum confertiflorum*) is a drought-tolerant, low-maintenance plant that can be a beneficial addition to your garden. It has attractive yellow flowers that can add color and interest to your landscape, while also attracting beneficial insects such as butterflies and bees for pollination. Yellow yarrow can thrive in a variety of soil types and sun conditions, making it a versatile choice for many gardeners.



	Plant Type	Sun	Moisture	Soil Drainage	Size	Growth Rate	Dormancy	Flower Color	Flowering Season
	Annual herb	Full Sun	Moderate	Slow Medium	1.5-2.5 ft Tall 1.5 ft Wide	Moderate	Summer Semi-Deciduous	Yellow	Winter
	Perennial herb Shrub						Winter Semi-deciduous		Spring Summer



# Greenbark Ceanothus

(*Ceanothus spinosus*)

Greenbark ceanothus is a floral and verdant addition to any native garden. It grows tall and can be used to provide height, screening, or to add beautiful purple flowers in early spring. It is a staple in any Ojai garden. Once established, no watering is needed.

WILDLIFE SUPPORTED



Plant Type	Sun	Moisture	Soil Drainage	Size	Growth Rate	Dormancy	Flower Color	Flowering Season
Shrub	Full Sun	Very Low	Fast Slow Medium	10-20 ft Tall 10 ft Wide	Moderate	Summer Semi-Deciduous, Evergreen	Blue White	Winter Spring



# Hairy Ceanothus

(*Ceanothus oliganthus*)

*Ceanothus oliganthus* is a drought-tolerant shrub endemic to California that boasts an array of small, fragrant, white to pale blue flowers, creating an attractive addition to gardens. Its ecological importance extends to being a significant source of nectar for pollinators, supporting local bee and butterfly populations. With its ability to thrive in a variety of soil types and climates, it's a low-maintenance, water-wise choice for sustainable landscaping.

WILDLIFE SUPPORTED



Plant Type	Sun	Moisture	Soil Drainage	Size	Growth Rate	Dormancy	Flower Color	Flowering Season
Shrub	Full Sun	Very Low	Fast Medium	10 ft Tall 12 ft Wide	Moderate	Evergreen	Blue Purple	Winter Spring




# Heartleaf Penstemon

*(Keckiella cordifolia)*

Heartleaf penstemon is a beneficial addition to any garden due to its low maintenance, drought tolerance, and ornamental value. This species produces showy, tubular flowers that are attractive to hummingbirds and bees, which can help to support the local ecosystem and improve pollination for other plants in your garden.



	Plant Type	Sun	Moisture	Soil Drainage	Size	Growth Rate	Dormancy	Flower Color	Flowering Season
Shrub	Part Shade Full Sun	Very Low	Fast Medium Slow	3-7 ft Tall 3-6 ft Wide	Fast	Summer Deciduous Summer Semi-deciduous	Red	Spring Summer	



# Hoary Leaved Ceanothus

(*Ceanothus crassifolius*)

*Ceanothus crassifolius* is a great garden choice. This native California shrub features lovely white blossoms in the winter and spring. It's drought-tolerant, low-maintenance, and supports a variety of native pollinators and fauna. Its adaptability to different soils and light conditions makes it a versatile and beautiful addition to any garden.

WILDLIFE SUPPORTED



Plant Type	Sun	Moisture	Soil Drainage	Size	Growth Rate	Dormancy	Flower Color	Flowering Season
Shrub	Full Sun Part Shade	Very Low	Fast	5-15 ft Tall 5-10 ft Wide	Slow	Evergreen	White	Winter Spring



# Holly Leaf Cherry

*(Prunus ilicifolia)*

The holly leaf cherry is evergreen and can be considered a shrub or small tree. It has dense, dark green leaves and creamy white flowers in spring. This cherry produces small, but edible fruit! It is amazing for our native birds and pollinators. The holly leaf cherry tolerates low water and full sun.

WILDLIFE SUPPORTED



Plant Type	Sun	Moisture	Soil Drainage	Size	Growth Rate	Dormancy	Flower Color	Flowering Season
Tree	Full Sun Part Shade	Very Low	Fast Medium	30-50 ft Tall 20 ft Wide	Fast Moderate	Evergreen	Cream White	Winter Spring




# Hummingbird Sage

*(Salvia spathacea)*

Hummingbird sage is a perfect addition to a garden in need of a low-growing, showy plant. It thrives in partial shade and adds both fragrance and color, attracting hummingbird visitors. Note that this plant will spread if allowed to do so.



	Plant Type	Sun	Moisture	Soil Drainage	Size	Growth Rate	Dormancy	Flower Color	Flowering Season
	Perennial Herb	Part Shade Full Sun	Drought Tolerant to Occasional Water	Medium	1-3 ft Tall 3 ft Wide	Fast Spreading	Evergreen	Pink Red Magenta	Winter Spring




# Lanceleaf Dudleya

*(Dudleya lanceolata)*

Lanceleaf dudleya is a small native succulent with bright inflorescence, typically yellow or pinkish-red. Its unique rosette form and fleshy leaves make it a striking addition to any garden. Interestingly, this plant can survive long periods without water by storing moisture in its leaves.



	Plant Type	Sun	Moisture	Soil Drainage	Size	Growth Rate	Dormancy	Flower Color	Flowering Season
Perennial Herb Succulent	Full Sun	Drought Tolerant to Occasional Water	Fast Medium Slow	4-9 ft Tall 1 ft Wide	Slow	Summer Semi-deciduous	Orange Pink Red Yellow	Spring Summer	



# Laurel Sumac

*(Malosma laurina)*

Laurel sumac is a large and striking shrub that can be found on exposed hillsides and slopes throughout Southern California. It can grow to be quite large and is an excellent choice for full-sun areas in a wild, naturalistic garden.

WILDLIFE SUPPORTED



Plant Type	Sun	Moisture	Soil Drainage	Size	Growth Rate	Dormancy	Flower Color	Flowering Season
Shrub	Full Sun	Drought Tolerant	Fast	10-20 ft Tall 20 ft Wide	Fast	Evergreen	Cream White	Winter Spring



# Mountain Mahogany

(*Cercocarpus betuloides*)

Mountain mahogany is an evergreen shrub. It is tall and fast growing. Mountain mahogany does well in narrow places, making it an excellent hedge or privacy screen. It prefers low water and can help prevent erosion. It's good for native birds and pollinators.

WILDLIFE SUPPORTED



Plant Type	Sun	Moisture	Soil Drainage	Size	Growth Rate	Dormancy	Flower Color	Flowering Season
Shrub	Full Sun Part Shade	Drought Tolerant	Fast Medium	8-20 ft Tall 10-12 ft Wide	Fast Moderate	Evergreen	Cream White	Winter Spring



# Mugwort

*(Artemisia douglasiana)*

*Artemisia douglasiana*, commonly known as mugwort, is a native perennial herbaceous plant found in the Ojai Valley. This aromatic herb not only adds a pleasant fragrance to your garden but also attracts pollinators, making it a valuable addition for supporting local biodiversity. Additionally, its drought tolerance and low maintenance requirements make it an excellent choice for gardeners looking to conserve water and reduce the need for extensive care.

WILDLIFE SUPPORTED



Plant Type	Sun	Moisture	Soil Drainage	Size	Growth Rate	Dormancy	Flower Color	Flowering Season
Perennial Herb	Full Sun Part Shade Full Shade	Drought Tolerant	Fast Medium	8 ft Tall 4 ft Wide	Fast	Winter Deciduous	Cream White Yellow	Spring Summer Fall



# Mulefat

*(Baccharis salicifolia)*

Mulefat is a tall shrub that can be found in washes and drainages throughout California. It is an easy plant to grow and can add height and interest to any garden. It does particularly well in wet areas, so consider planting it in borders of wet drainages or other moisture-rich parts of your garden.

WILDLIFE SUPPORTED



Plant Type	Sun	Moisture	Soil Drainage	Size	Growth Rate	Dormancy	Flower Color	Flowering Season
Shrub	Full Sun	Low	Fast Medium Low Standing	6-12 ft Tall 3-9 ft Wide	Fast	Evergreen Summer Semi-deciduous	Cream White	Winter Spring Summer Fall




# Narrowleaf Milkweed

*(Asclepias fascicularis)*

Narrowleaf milkweed is a beloved pollinator plant for gardeners looking to attract pollinators to their garden. It goes dormant in winter and emerges in the spring with fragrant cream-colored flowers that support the monarch butterfly migration. Plant it between shrubs in your garden for a beautiful pop of color in the spring.



	Plant Type	Sun	Moisture	Soil Drainage	Size	Growth Rate	Dormancy	Flower Color	Flowering Season
Perennial Herb	Full Sun	Drought Tolerant to Occasional Water	Fast Medium Low	1-4 ft Tall 1 ft Wide	Slow	Winter Deciduous	White Lavender	Summer Fall	



# Nevin's Barberry

(*Berberis nevinii*)

Nevin's barberry is endemic to southern California and is federally and state listed as an endangered species. Its leaves are quite thorny and is best planted away from walkways. The erectness of the plant makes for a great barrier species to put along fence lines in your yard. It's gorgeous yellow flowers followed by hundreds of red berries provides a habitat paradise for every bird in the community!

WILDLIFE SUPPORTED



Plant Type	Sun	Moisture	Soil Drainage	Size	Growth Rate	Dormancy	Flower Color	Flowering Season
Shrub	Part Shade Full Sun	Drought Tolerant to Occasional Water	Fast Medium	3-7 ft Tall 6-12 ft Wide	Slow	Evergreen	Yellow Green	Spring



# Purple Needlegrass

*(Stipa pulchra)*

Purple needlegrass is a medium bunchgrass that is perfect for planting in openings in the garden. This attractive grass supports water retention in the soil and prevents weeds from creeping between plantings.

WILDLIFE SUPPORTED



Plant Type	Sun	Moisture	Soil Drainage	Size	Growth Rate	Dormancy	Flower Color	Flowering Season
Grasses	Full Sun	Low Very Low	Medium	3-4 ft Tall 1-2 ft Wide	Moderate Slow	Evergreen	Cream Green Purple Red	Spring



# Purple Sage

*(Salvia leucophylla)*

Purple sage is a staple for any sunny Ojai garden. The shrub is fragrant with purple flowers and nutritious seeds that support all wildlife. It can be trimmed back in the late fall to help it grow more densely and keep a more compact shape.

WILDLIFE SUPPORTED



Plant Type	Sun	Moisture	Soil Drainage	Size	Growth Rate	Dormancy	Flower Color	Flowering Season
Shrub	Part Shade Full Sun	Drought Tolerant	Fast Medium	2-5 ft Tall 3-10 ft Wide	Fast	Evergreen Summer Semi-deciduous	Purple Lavender Pink	Spring Summer



# Redberry

*(Rhamnus ilicifolia)*

Redberry is a native evergreen shrub. It grows bright red, shiny berries in the spring. It is excellent for erosion control and can serve as a dense barrier or hedge. Redberry is great for pollinators and birds.

WILDLIFE SUPPORTED



Plant Type	Sun	Moisture	Soil Drainage	Size	Growth Rate	Dormancy	Flower Color	Flowering Season
Shrub	Part Shade Full Sun	Drought Tolerant	Fast Medium	1-9 ft Tall 3-9 ft Wide	Slow	Evergreen	Yellow Cream	Winter Spring




# Sacred Datura

*(Datura wrightii)*

Sacred datura is a spreading plant with large, vibrant white flowers that attract nighttime pollinators such as moths.

The plant becomes dormant in winter and should be placed away from children and pets as it is poisonous.

WILDLIFE SUPPORTED



Plant Type	Sun	Moisture	Soil Drainage	Size	Growth Rate	Dormancy	Flower Color	Flowering Season
Perennial Herb	Part Shade Full Sun	Drought Tolerant	Fast Medium	1-5 ft Tall 6 ft Wide	Fast Spreading	Winter Semi-deciduous	White	Winter Spring Summer Fall



# Sawtooth Goldenbush

*(Hazardia squarrosa)*

Sawtooth goldenbush is a low, sprawling hedge with jagged-edged leaves. It's yellow and green flowers that continue late into the season. It likes low moisture and full sun. It's a great option for supporting native insects.

WILDLIFE SUPPORTED



Plant Type	Sun	Moisture	Soil Drainage	Size	Growth Rate	Dormancy	Flower Color	Flowering Season
Shrub	Part Shade Full Sun	Drought Tolerant	Fast Medium	4-8 ft Tall 8 ft Wide	Fast	Summer Semi-deciduous	Yellow Green	Spring Fall



# Sticky Monkey Flower

*(Diplacus aurantiacus)*

Sticky monkey flower, scientifically known as *Diplacus aurantiacus*, is a vibrant addition to any garden, boasting clusters of bright orange to red tubular flowers. This California native plant thrives in well-drained soil and full sun, attracting pollinators like bees and hummingbirds with its nectar-rich blooms. Its resilience in drought conditions and ability to adapt to various soil types make it a low-maintenance yet rewarding choice for gardeners seeking color and biodiversity.

WILDLIFE SUPPORTED



Plant Type	Sun	Moisture	Soil Drainage	Size	Growth Rate	Dormancy	Flower Color	Flowering Season
Shrub	Part Shade Full Sun	Drought Tolerant	Fast Medium	3-5 ft Tall 5 ft Wide	Moderate	Evergreen	Orange Red White Yellow	Winter Spring Summer



# Toyon

*(Heteromeles arbutifolia)*

Toyon is a tree or large shrub that can be easily established in any location with some sun. It adds height and shade to your landscape, along with red showy winter berries that serve as an important food source for birds and wildlife.

WILDLIFE SUPPORTED



Plant Type	Sun	Moisture	Soil Drainage	Size	Growth Rate	Dormancy	Flower Color	Flowering Season
Perennial Herb	Part Shade Full Sun	Drought Tolerant	Fast Medium	1-5 ft Tall 6 ft Wide	Fast Spreading	Winter Semi-deciduous	White	Winter Spring Summer Fall



# Valley Oak

(*Quercus lobata*)

The valley oak is a symbol of California, growing throughout the state's interior valleys. The valley oak is fast growing, but can live up to 600 years. With its green, lobed leaves, this oak supports wildlife in our valley with its plentiful acorns. This hearty tree can tolerate full sun and low moisture.

WILDLIFE SUPPORTED



Plant Type	Sun	Moisture	Soil Drainage	Size	Growth Rate	Dormancy	Flower Color	Flowering Season
Tree	Full Sun	Drought Tolerant	Fast Medium Slow	60-100 ft Tall 50 ft Wide	Fast Moderate	Winter Deciduous	Yellow Cream Green	Spring Winter



# White Sage

*(Salvia apiana)*

White sage is a hardy, fragrant native shrub that thrives in full sun and well-drained soil. Once established, its white leaves and long flower stalks can add personality and depth to your landscape.

It's important to note that white sage is drought-tolerant and does not like watering in the summer months.

WILDLIFE SUPPORTED



Plant Type	Sun	Moisture	Soil Drainage	Size	Growth Rate	Dormancy	Flower Color	Flowering Season
Shrub	Full Sun	Drought Tolerant	Fast Medium	3-5 ft Tall 3-8 ft Wide	Fast Moderate	Summer Semi-deciduous	White	Spring Summer